



INTRODUCING OECD ILIBRARY

OECD ILIBRARY介绍及使用指南



About the OECD

关于OECD

Fast Fact 实事快报

- History: established in 1961
历史：创立于1961年
- Headquarters: Paris, France
总部：法国巴黎
- OECD Centres: Berlin, Mexico City, Tokyo, Washington DC
OECD中心：柏林，墨西哥，东京，华盛顿
- Membership: 34 countries
成员：34个国家
- Secretary-General: Angel Gurría
秘书长：Angel Gurría
- Official Languages: English and French
官方语言：英语和法语

Current membership: 现有成员

Australia	Austria
Belgium	Canada
Chile	Czech Republic
Denmark	Estonia
Finland	France
Germany	Greece
Hungary	Iceland
Ireland	Israël
Italy	Japan
Korea	Luxembourg
Mexico	Netherlands
New Zealand	Norway
Poland	Portugal
Slovak Republic	
Slovenia	Spain
Sweden	Switzerland
Turkey	United Kingdom
United States	



Reliability of the OECD Data

OECD数据的可靠性

- Data source of OECD's statistics: the **governments** of **OECD member** and **non-member countries**, and the **International Organisations**

OECD统计数据来源: OECD成员国和非成员国政府, 以及国际性组织。

- Based on **the international standards** for collecting statistics – allowing **international comparison** of data

以国际标准为基础来收集数据-数据可进行国际比较

- The international standards are set mainly by the collaboration of the OECD, the UN, the Eurostat and/or the other international organisations.

国际标准主要是由经合组织、联合国、欧盟和/或其他国际组织合作制定的



About OECD iLibrary

关于OECD iLibrary

- OECD iLibrary:
 - OECD's Online Library for Books, Papers and Statistics and the gateway to OECD's **analysis** and **data**.

OECD在线图书馆包含图书、论文和统计数据库，是OECD分析和数据的门户。
 - All the publications released by the OECD **since 1998**.

所有出版物都由OECD自1998年开始出版的。
 - The publications classified into 17 themes;出版物分为17个主题

Agriculture & Food农业和食物

Development发展

Economics经济

Education教育

Employment就业

Energy能源

Environment环境

Finance & Investment金融和投资

Governance政府

Industry & Services行业和服务

Nuclear Energy核能源

Science & Technology科学与技术

Social issues/Migration/Health社会问题/移民/卫生保健

Taxation税收

Trade贸易

Transport运输

Urban, Rural & Regional Development城市、农村和地区发展



About OECD iLibrary

关于OECD iLibrary

- Reports and journals are provided in PDF; the tables and charts are available in Excel.

报告和期刊以PDF形式提供；图表是Excel形式

- Monograph专著：9,900
- Statlink (tables & charts in excel图表)：96,700
- Working Papers工作报告：4,490
- **Interactive statistical database** contains the data collected from more than **80 countries** around the world, the back data from **at most 1960 to the latest years.**

交互式统计数据库包含来自全球**80**多个国家的数据，支持数据是从**1960**年到现今的。



Let's have a look at
OECD iLibrary site
一起来看看OECD iLibrary网站
www.oecd-ilibrary.org



OECD iLibrary – Top page

首页

Search for publications and data
Advanced Search

日本語 Français
Welcome
OECD/OCDE

Your institution

About • Contact Us • Alerts • Help

Search tips

My Account Details • My Marked List • Log out

Browse by Theme

Browse by Country

Browse by Theme & Country

Catalogue

Statistics

What's in the News

The ABC of Gender Equality in Education

This fascinating compilation of the recent data on gender differences in education presents a wealth of data, analysed from a multitude of angles in a clear and lively way.

Fit Mind, Fit Job

Following an introductory report (*Sick on the Job: Myths and Realities about Mental Health and Work*) and nine country reports, this final synthesis report summarizes the findings from the participating countries and makes the case for a stronger policy response.

Coming soon

Des écoles pour les apprenants du XXI^e siècle Des chefs d'é...

OECD Public Governance Reviews: Estonia and Finland ...

Leitlinien zur ...

ISCED 2011 Operational Manual Guidelines for Classifying ...

OECD Economic Surveys: China 2015

[More forthcoming titles](#)

OECD iLibrary News

OECD Economic Surveys
UNITED KINGDOM

The Metropolitan Century

OECD iLibrary reaches milestone of 10 million downloads so far in 2014

OECD iLibrary now fully indexed by Discovery Services: WorldCat Discovery and Summon



OECD iLibrary – Browse by theme

按主题浏览

OECD iLibrary

Search for publications and data
Advanced Search


日本語 Français
Welcome
OECD/OCDE

About • Contact Us • Alerts • Help

Search Tips
My Account Details • My Marked List • Log out


Browse by Theme | Browse by Country | Browse by Theme & Country | Catalogue | Statistics

- > Agriculture and Food
- > Development
- > **Economics**
- > Education
- > Employment
- > Energy
- > Environment
- > Finance and Investment
- > Governance
- > Industry and Services
- > Nuclear Energy
- > Science and Technology
- > Social Issues/Migration/Health
- > Taxation
- > Trade
- > Transport
- > Urban, Rural and Regional Development



The ABC of Gender Equality in Education

This fascinating compilation of the recent data on gender differences in education presents a wealth of data, analysed from a multitude of angles in a clear and lively way.



Fit Mind, Fit Job

Following an introductory report (*Sick on the Job: Myths and Realities about Mental Health and Work*) and nine country reports, this final synthesis report summarizes the findings from the participating countries and makes the case for a stronger policy response.


OECD Public Governance Reviews: Estonia and Finland ...

Leitlinien zur ...


ISCED 2011 Operational Manual Guidelines for Classifying ...

OECD Economic Surveys: China 2015

[More forthcoming titles](#)



OECD Economic Surveys
UNITED KINGDOM



The Metropolitan Century
UNDERSTANDING METROPOLITANISM AND ITS CONSEQUENCES

OECD iLibrary News

OECD iLibrary reaches milestone of 10 million downloads so far in 2014

OECD iLibrary now fully indexed by Discovery Services: WorldCat Discovery and Summon



Theme top page: ex. Economics

主题首页：以经济学为例


You are here: [Home](#) / Economics

Economics


- Books
 - Annuals & Outlooks
 - Bank Profitability: Methodological Country Notes
 - Directory of Bodies of the OECD
 - Economic Policy Reforms
 - National Accounts at a Glance
 - National Accounts of OECD Countries, Financial Accounts
 - National Accounts of OECD Countries, Financial Balance Sheets
 - National Accounts of OECD Countries, General Government Accounts
 - National Accounts of OECD Countries, Volume IV, General Government Accounts
 - **OECD Economic Outlook**
 - OECD Economic Surveys
 - OECD Factbook
 - OECD in Figures
 - Purchasing Power Parities and Real Expenditures

Latest Releases


Books and Papers




OECD Economic Outlook, Interim Report September...

 **PDF**

This Interim Report updates projections made in the May 2012 issue of OECD Economic Outlook (Number 91). [more](#)




Carbon finance in Africa




 **PDF**

This paper* was prepared as a background reference document for the APF Special Session on Climate Change in Addis Ababa, 3 September 2009. It reviews institutional and capacity barriers to... [more](#)

Statistics




Quarterly unit labour cost

 **WEB**  **PDF**  **XLS**

This table includes data on unit labour cost in percentage change over previous period. The table is part of the key tables collection on economics. [more](#)

Focus

Yearly subscription

 [Subscribe to the feed](#)



Top page of a regular title

ex. OECD Economic Outlook

一个普通刊物首页：以OECD经济概览为例

You are here: [Home](#) / [Statistics](#) / [OECD Economic Outlook](#)

OECD Economic Outlook

Semiannual
ISSN : 1609-7408
(online)
ISSN : 0474-5574
(print)
DOI :
10.1787/16097408

Other Versions: [Database](#) **Also available in:** [French](#), [German](#) [Hide](#) / [Show Abstract](#)

Related titles [▾](#)

[Yearly subscription](#)
[Subscribe to the feed](#)

- Volume 2014
 - **Volume 2014, Issue 2**
 - Volume 2014, Issue 1
 - Volume 2014, Suppl 1
- + Volume 2013
- + Volume 2012
- + Volume 2011
- + Volume 2010
- + Volume 2009
- + Volume 2008
- + Volume 2007
- + Volume 2006
- + Volume 2005
- + Volume 2004
- + Volume 2003
- + Volume 2002
- + Volume 2001
- + Volume 2000

 **Latest Edition**

OECD Economic Outlook, Volume 2014 Issue 2

No. 96, November 2014 😊

Click to Access: [PDF](#) [ePUB](#) [READ](#)

OECD

25 Nov 2014
Pages : 282
ISBN : 9789264228542 (EPUB) ; 9789264220195 (PDF) ; 9789264220164 (print)
DOI : [10.1787/eco_outlook-v2014-2-en](#)

Also available in: [French](#), [German](#) [Hide](#) / [Show Abstract](#)

Related links [▾](#)

Table of Contents [Hide / Show all Abstracts](#) [Expand / Collapse](#)

Mark	Click to Access
<input type="checkbox"/> Editorial: Shifting into Higher Gear and Rebuilding the Engines of Growth	PDF READ
<input type="checkbox"/> General Assessment of the Macroeconomic Situation	PDF READ
Add to Marked List	

Developments in Individual OECD Countries and Selected Non Member Economies [Hide / Show all Abstracts](#) [Expand / Collapse](#)



OECD iLibrary – Browse by country

按国家浏览

日本語 Français
Welcome
OECD/OCDE

Search for publications and data
Advanced Search

Search Tips

About • Contact Us • Alerts • Help

My Account Details • My Marked List • Log out

Browse by Theme

Browse by Country ▲

Browse by Theme & Country

Catalogue

Statistics

A-C	D-I	J-M	N-R	S-T	U-Z
> Afghanistan	> Australia	> Benin	> Cambodia	> Comoros	
> Albania	> Austria	> Bermuda	> Cameroon	> Congo	
> Algeria	> Azerbaijan	> Bhutan	> Canada	> Congo, the Democratic Republic of the	
> American Samoa	> Bahamas	> Bolivia	> Cape Verde	> Cook Islands	
> Andorra	> Bahrain	> Bosnia and Herzegovina	> Cayman Islands	> Costa Rica	
> Angola	> Baltic States	> Botswana	> Central African Republic	> Cote d'Ivoire	
> Anguilla	> Bangladesh	> Brazil	> Chad	> Croatia	
> Antigua and Barbuda	> Barbados	> Brunei Darussalam	> Chile	> Cuba	
> Argentina	> Belarus	> Bulgaria	> China, People's Republic	> Cyprus	
> Armenia	> Belgium	> Burkina Faso	> Chinese Taipei	> Czech Republic	
> Aruba	> Belize	> Burundi	> Colombia		

of data, analysed from a multitude of angles in a clear and lively way.

Work) and nine country reports, this final synthesis report summarizes the findings from the participating countries and makes the case for a stronger policy response.

[More forthcoming titles](#)

OECD iLibrary News

OECD iLibrary reaches milestone of 10 million downloads so far in 2014



Country search

国家搜索

You are here: [Home](#) / Search Results

» Search Results

1,053 results for **Full Text** containing “” Restricted to Country **China, People's Republic**

Repeat this search in: [BOOKS](#) , [PAPERS](#) , [STATISTICS](#) , [GLOSSARIES](#) , [FACTBOOK](#) , [COMMONWEALTH SECRETARIAT](#)

[Perform a new search](#)

Narrow Your Search Results:

EXPAND

Default sorting is by relevance and date. Click on a column heading to resort by **Date**, **Content Type**, or **Title**

[/ all Abstracts](#)

Previous [1](#) [2](#) [3](#) [4](#) [5](#) [6](#) [7](#) [8](#) [9](#) [53](#) | [Next](#)

Mark	Date	Content type	Title	Click to Access
<input type="checkbox"/>	15 Apr 2015	Book English	OECD Urban Policy Reviews: China 2015 OECD, Pages: 200	Forthcoming
<input type="checkbox"/>	23 Mar 2015	Book English	Economic Outlook for Southeast Asia, China and India 2015 : Strengthening Institutional Capacity OECD, Pages: 230	Forthcoming
<input type="checkbox"/>	24 Mar 2015	Book English	OECD Economic Surveys: China 2015 OECD, Pages: 116	Forthcoming
<input type="checkbox"/>	11 Mar 2015	Table English	China in <i>Main Economic Indicators</i>	WEB PDF XLS READ
<input type="checkbox"/>	11 Mar 2015	Table French	Chine in <i>Principaux indicateurs économiques</i>	WEB PDF XLS READ
<input type="checkbox"/>	11 Feb 2015	Table English	China in <i>Main Economic Indicators</i>	WEB PDF XLS READ



My Marked List

标记栏

Default sorting is by relevance and date. Click on a column heading to resort by **Date**, **Content Type**, or **Title** / all Abstracts

OECDiLibrary Search for publications and data [Advanced Search](#) [Search Tips](#) [My Account details](#) • **My Marked List** • [Log out](#)

[About](#) • [Contact Us](#) • [Alerts](#) • [Help](#) [f](#) [You](#) [in](#) [t](#)

[Browse by Theme](#) | [Browse by Country](#) | [Browse by Theme & Country](#) | [Catalogue](#) | [Statistics](#)

You are here: [Home](#) / [My Marked List](#)

My Marked List

You currently have 3 item(s) in your marked list.

[Print](#) | [Email](#) | [Download](#)

☐ Check all / Uncheck all / all Abstracts

<input type="checkbox"/>	15 Apr 2015	Book	OECD Urban Policy Reviews: China 2015	Forthcoming
		English	OECD, Pages: 200	
<input type="checkbox"/>	11 Mar 2015	Table	China	WEB PDF XLS READ
		English	in <i>Main Economic Indicators</i>	
<input type="checkbox"/>	11 Mar 2015	Table	Chine	WEB PDF XLS READ
		French	in <i>Principaux indicateurs économiques</i>	

[Remove from marked list](#)

[+ Add to Marked List](#)



Browse by theme and country

按主题和国家浏览

OECD iLibrary

Search for publications and data
Advanced Search

日本語 Français
Welcome
OECD/OCDE

About • Contact Us • Alerts • Help

Search Tips
My Account Details • My Marked List • Log out

Browse by Theme | Browse by Country | **Browse by Theme & Country** | Catalogue | Statistics

Select one or more items in one or both lists to browse for the relevant content

Theme Select / Clear all

- ☐ Agriculture and Food
- ☐ Development
- ☐ Economics
- ☒ **Education**
- ☐ Employment
- ☐ Energy
- ☐ Environment
- ☐ Finance and Investment
- ☐ Governance
- ☐ Industry and Services
- ☐ Nuclear Energy
- ☐ Science and Technology
- ☐ Social Issues/Migration/Health
- ☐ Taxation
- ☐ Trade
- ☐ Transport
- ☐ Urban, Rural and Regional Development

Country Select / Clear all

- ☐ Cameroon
- ☐ Canada
- ☐ Cape Verde
- ☐ Cayman Islands
- ☐ Central African Republic
- ☐ Chad
- ☐ Chile
- ☒ **China, People's Republic**
- ☐ Chinese Taipei
- ☐ Colombia
- ☐ Comoros
- ☐ Congo
- ☐ Congo, the Democratic Republic of the
- ☐ Cook Islands
- ☐ Costa Rica
- ☐ Cote d'Ivoire
- ☐ Croatia

Browse the selected Themes and/or countries

[1 theme selected]
[1 country selected]

OECD iLibrary upgrade to improve content discovery and enhance site usability.

OECD Economic Survey
The Metropolitan Century



Search results: education in China

搜索结果：中国的教育

» Search Results

29 results for **Full Text** containing “*” Restricted to Theme **Education** Restricted to Country **China, People's Republic** Published Between **1900** and **2015**

[Perform a new search](#)

Repeat this search in: [BOOKS](#) , [PAPERS](#) , [STATISTICS](#) , [GLOSSARIES](#) , [FACTBOOK](#) , [COMMONWEALTH SECRETARIAT](#)

Default sorting is by relevance and date. Click on a column heading to resort by **Date**, **Content Type**, or **Title**

[/ all Abstracts](#)

[Previous](#) **1 2** | [Next](#)

Mark	Date	Content type	Title	Click to Access
<input type="checkbox"/>	28 Nov 2013	Article English	Cost-sharing reform of tertiary education in China and its equity impact Cahterine Yan Wang, Pages: 7–27 in <i>Higher Education Management and Policy</i>	PDF READ
<input type="checkbox"/>	30 June 2010	Book Chinese	OECD Reviews of Vocational Education and Training: A Learning for Jobs Review of China 2010 : (Chinese version) Malgorzata Kuczera, Simon Field, Pages: 43	PDF READ
<input type="checkbox"/>	30 June 2010	Book English	OECD Reviews of Vocational Education and Training: A Learning for Jobs Review of China 2010 Malgorzata Kuczera, Simon Field, Pages: 47	PDF READ
<input type="checkbox"/>	01 June 2009	Working/Policy Paper French	Reconstruire les écoles après le tremblement de terre du Wenchuan : La Chine s'inspire de l'expérience de l'OCDE, de l'Italie et de la Turquie OECD. Pages: 10 in <i>GELE Échanges. Centre pour des environnements pédagogiques efficaces</i>	PDF READ



Keyword search

关键词搜索

» Search Results

14 results for **Title, Abstract, Authors, Keyword** or ISSN/ISBN/DOI containing **'bullying'**

Repeat this search in: [COMMONWEALTH SECRETARIAT](#), [NORDIC COUNCIL OF MINISTERS](#), [UNITED NATIONS PUBLICATIONS](#)

Perform a new search
Repeat this search in
Full Text items

Narrow Your Search Results:

EXPAND

Default sorting is by relevance and date. Click on a column heading to resort by **Date**, **Content Type**, or **Title**

[Hide](#) / [Show all Abstracts](#)

Mark	Date	Content type	Title	Click to Access
<input type="checkbox"/>	04 May 2009	Chapter English	Bullying OECD, Pages: 128–129 in <i>Society at a Glance 2009 : OECD Social Indicators</i>	WEB PDF READ
<input type="checkbox"/>	04 May 2009	Graph English	Bullying is more common amongst older children : Girls Graph CO5.2. in <i>Society at a Glance 2009 : OECD Social Indicators</i>	XLS READ
<input type="checkbox"/>	04 May 2009	Graph English	More children are bullied when the first generation migrant share of children is high Graph CO5.1. in <i>Society at a Glance 2009 : OECD Social Indicators</i>	XLS READ
<input type="checkbox"/>	10 Mar 2015	Graph English	Social and emotional skills have a high impact on bullying Graph 3.7 in <i>Skills for Social Progress : The Power of Social and Emotional Skills</i>	XLS READ
<input type="checkbox"/>	10 Mar 2015	Graph English	One in ten boys report being bullied at school Graph 1.3 in <i>Skills for Social Progress : The Power of Social and Emotional Skills</i>	XLS READ
<input type="checkbox"/>	24 Jan 2013	Graph English	Cyber-bullying: An emerging and troubling challenge Graph 5.13 in <i>Trends Shaping Education 2013</i>	XLS READ



OECD Factbook – online

OECD概况-在线

OECD iLibrary bullying Search Tips

About • Contact Us • Alerts • Help

日本語 Français

My Marked List • Login

Browse by Theme Browse by Country Browse by Theme & Country

You are here: Home / Statistics / OECD Factbook

OECD Factbook

English
Annual
ISSN: 1814-7364 (online)
ISSN: 1995-3879 (print)
DOI: 10.1787/18147364

Other Versions: Database Also available in French, German

Related titles ▾

Catalogue

- > BOOKS
- > PAPERS
- > STATISTICS
- > **FACTBOOK**
- > GLOSSARIES

2015
2014
2013
2012
2010
2009
2008
2005

Latest Edition

OECD Factbook 2015-2016
Economic, Environmental and Social Statistics 😊

English
Click to Access: WEB PDF READ

OECD

08 Apr 2016
Pages: 228
ISBN: 9789264251113 (PDF) ; 9789264255241 (HTML) ; 9789264232563 (print)
DOI: [10.1787/factbook-2015-en](https://doi.org/10.1787/factbook-2015-en)

Also available in German, Spanish

Hide / Show Abstract

Table of Contents Expand all / Collapse all

- Population and Migration Expand / Collapse
- Production Expand / Collapse
- Household Income and Wealth Expand / Collapse
- Globalisation Expand / Collapse

日特賣 今日直播 跨屏浏览 加速器 下载 100%



OECD Statistics – top page

OECD统计数据库-首页

OECD iLibrary

日本語 Français
Welcome
OECD/OCDE

Advanced Search Search Tips
About • Contact Us • Alerts • Help f y+ in t

My Account details • My Marked List • Log out

Browse by Theme Browse by Country Browse by Theme & Country Catalogue Statistics

You are here: Home / Statistics

Statistics Search statistics Search by Country

Sources & Methods | Statistics Newsletter | Statistics Glossary | OECD Data Lab

Databases **Indicators** **Book Series**

Agricultural land

DOI : 10.1787/22c0adbc-en
Also available in: French
Related Indicators: [▼](#)
Related Databases: [▼](#)
Keywords: agriculture, farmland, agricultural area, agricultural land

Hide / Show Abstract

Subscribe to the feed
More on: [▲](#)
• Agriculture and Food

List of Indicators Hide / Show all Abstracts

Mark	Click to Access
<input type="checkbox"/> Nutrient balance	DATA
<input type="checkbox"/> Agricultural land area	DATA

[Add to Marked List](#)

List of Related Titles - Latest Edition

OECD Compendium of Agri-environmental Indicators
25 June 2013

Tables

Mark	Click to Access
<input type="checkbox"/> Primary agriculture in the economy and the ...	XLS READ
<input type="checkbox"/> The role of primary agriculture in the econo...	XLS READ
<input type="checkbox"/> Transgenic crops, OECD and other major p...	XLS READ
<input type="checkbox"/> Bioethanol production, OECD countries, 19...	XLS READ
<input type="checkbox"/> Biodiesel production, OECD countries, 199...	XLS READ

[Access the publication and all tables >](#)

[Add to Marked List](#)

Debt
Combustion
Capacity of
CD Countries
Countries



OECD Statistics and IEA Statistics

OECD统计数据库和IEA数据库



Energy related databases关于能源的数据库= IEA Statistics
→ not included in不包含在 OECD.Stat

other databases其他数据库
= OECD Statistics
→ included in 包含在 OECD.Stat



Interactive Statistical Database

交互式统计数据库

[Browse by Theme](#) | [Browse by Country](#) | [Browse by Theme & Country](#) | [Catalogue](#) | [Statistics](#)

You are here: [Home](#) / [Statistics](#) / [OECD.Stat](#)

OECD.Stat

OECD

ISSN : 2074-4390 (online)

DOI : 10.1787/data-00285-en


Years covered : 1950-2014


[Hide / Show Abstract](#)

OECD.Stat includes data and metadata for OECD countries and selected non-member economies. OECD.Stat enables users to search for and extract data from across many databases under different themes such as agriculture and fisheries, development, economic projections, education and training, energy, environment, finance, globalisation, health, national accounts, productivity, regional statistics, social and welfare, etc.

Also available in: [French](#)

Keywords: dotstat, full database, OECD.Stat, statistics

Click to Access:  [DATA](#)


[Email this page](#)
[Receive email alerts for this series](#)
 [Subscribe to the feed](#)
[Cite this dataset](#)
More on: [↑](#)
• [Economics](#)



Interactive Database – OECD.Stat

交互式数据库-OECD.Stat

ORGANISATION
FOR ECONOMIC
CO-OPERATION
AND DEVELOPMENT



OECD.Stat

Click here to Login | Contact us | User Guide | Home

English | Français

Search

Getting Started

Data by theme

Popular queries

gross domestic product

Reset

All Themes

National Accounts

Annual National Accounts

Main Aggregates

1. Gross domestic product (GDP)

1. Gross domestic product (GDP)

GDP per head, US \$, constant prices, constant PPPs, reference year 2005

GDP per head, US \$, current prices, current PPPs

GDP, US \$, constant prices, constant PPPs, reference year 2005, millions

GDP, US \$, current prices, current PPPs, millions

GDP, volume – annual growth rates in percentage

Annual National Accounts, SNA93

Main Aggregates, SNA93

1. Gross domestic product (GDP), SNA93

Productivity

Productivity Archives

Breakdown of Gross Domestic Product per capita in its components

Regions and Cities

Large Regions (TL2)

Regional accounts

Regional Gross Domestic Product (GDP)

Welcome

OECD.Stat includes data and metadata for OECD countries and selected non-member economies.


Ways to access the data:

- By keyword using “search” (e.g. [GDP](#), [FDI](#), [Health](#), [unemployment](#), [income distribution](#), [population](#), [labour](#), [education](#), [trade](#), [finance](#), [prices](#), [Economic Outlook](#), [Government Debt](#), [Social expenditure](#) ...)
- By selecting data in the left-hand menu (popular queries or data by theme)
- By accessing your saved queries under “My Queries” (for logged-in users)



Dataset – Ex. Data of GDP

Dataset-以GDP数据为例

ORGANISATION FOR ECONOMIC CO-OPERATION AND DEVELOPMENT  **OECD.Stat**

Click here to Login | Contact us | User Guide | Home
English | Français

Search

[Getting Started](#)

Data by theme Popular queries

gross domestic product [Reset](#)

All Themes

- National Accounts
 - Annual National Accounts
 - Main Aggregates
 - 1. Gross domestic product (GDP)**
 - 1. Gross domestic product (GDP)**
 - GDP per head, US \$, constant prices, constant PPPs, reference year 2005
 - GDP per head, US \$, current prices, current PPPs
 - GDP, US \$, constant prices, constant PPPs, reference year 2005, millions
 - GDP, US \$, current prices, current PPPs, millions
 - GDP, volume – annual growth rates in percentage
- Annual National Accounts, SNA93
 - Main Aggregates, SNA93
 - 1. Gross domestic product (GDP), SNA93**
- Productivity
 - Productivity Archives
 - Breakdown of **Gross Domestic Product** per capita in its components
- Regions and Cities
 - Large Regions (TL2)
 - Regional accounts
 - Regional Gross Domestic Product (GDP)**
 - Small Regions (TL3)
 - Regional accounts TL3
 - 1. Regional Gross Domestic Product (GDP)**

1. Gross domestic product (GDP)

[Customise](#) [Export](#) [Draw chart](#) [M](#)

Selection... **Layout** **Table options**

Country [49 / 50]
Transaction [105 / 121]
Measure [21 / 21]
Year [7]

		2009	2010	2011	2012	2013
B1_GA: Gross domestic product (output approach)		1 258 074.0	1 295 727.0	1 407 865.0	1 488 028.0	1 520 944.0
B1_GA:	B1G_P119: Gross value added at basic prices, excluding FISIM	1 174 776.0	1 205 392.0	1 313 733.0	1 394 048.0	1 423 473.0
Gross domestic product (output approach)	B1G: Gross value added at basic prices, total activity	1 174 776.0	1 205 392.0	1 313 733.0	1 394 048.0	1 423 473.0
	B1G: Gross value added at basic prices, excluding FISIM	1 174 776.0	1 205 392.0	1 313 733.0	1 394 048.0	1 423 473.0
	B1GA_B: Agriculture, hunting and forestry; fishing (ISIC rev3)	27 721.0	27 358.0
	B1GC_E: Industry, including energy (ISIC rev3)	249 151.0	237 225.0
	B1GC_E: B1GD: of Industry, which: including Manufacturing energy (ISIC (ISIC rev3) rev3)	109 403.0	111 654.0
	B1GF: Construction (ISIC rev3)	90 087.0	94 237.0
	B1GG_J: Wholesale and retail trade, repairs; hotels & rest.; transport (ISIC rev3)	234 017.0	239 870.0
	B1GJ_K: Fin. intermediation; real estate, renting & business activities (ISIC rev3)	357 377.0	377 262.0
	B1GL_P: Other service activities (ISIC rev3)	213 548.0	221 829.0
	B1GVA: Agriculture	28 928.0	28 581.0	32 265.0	33 720.0	34 868.0

Data extracted on 23 Mar 2015 05:58 UTC (GMT) from OECD.Stat



Customise selection

自定义选择

Customize ✕

Other selections: **Country** [49/50] **Transaction** [105/121] **Measure** [21/21] **Year** [7] Number of cells currently selected: **756315**

☒ Exact wording or phrase Expand all Collapse all Select all Unselect all

- TRANSACTION - Transaction
 - GDP - 1 - Gross domestic product
 - ☒ B1_GA - Gross domestic product (output approach)
 - ☒ B1G_R119 - Gross value added at basic prices, excluding FISIM
 - ☒ B1G - Gross value added at basic prices, total activity
 - ☒ B1GA_B - Agriculture, hunting and forestry; fishing (ISIC rev3)
 - ☒ B1GC_E - Industry, including energy (ISIC rev3)
 - ☒ B1GD - of which: Manufacturing (ISIC rev3)
 - ☒ B1GF - Construction (ISIC rev3)
 - ☒ B1GG_I - Wholesale and retail trade, repairs; hotels & rest.; transport (ISIC rev3)
 - ☒ B1GJ_K - Fin. intermediation; real estate, renting & business activities (ISIC rev3)
 - ☒ B1GL_P - Other service activities (ISIC rev3)
 - ☒ B1GVA - Agriculture, forestry and fishing (ISIC rev4)
 - ☒ B1GVB_E - Industry, including energy (ISIC rev4)
 - ☒ B1GVC - of which: Manufacturing (ISIC rev4)
 - ☒ B1GVF - Construction (ISIC rev4)
 - ☒ B1GVG_I - Distributive trade, repairs; transport; accommod., food serv. (ISIC rev4)
 - ☒ B1GVJ - Information and communication (ISIC rev4)
 - ☒ B1GVK - Financial and insurance activities (ISIC rev4)
 - ☒ B1GVL - Real estate activities (ISIC rev4)

B1GVG_I: Distributive trade, repairs; transport; acco


Customise layout Customise table options **View Data**



Customise layout

自定义布局

ORGANISATION
FOR ECONOMIC
CO-OPERATION
AND DEVELOPMENT



OECD.Stat

Click here to Login | Contact us | User Guide | Ho
English | Fran
Search
Getting Started

Data by theme

Popular queries

gross domestic product » Reset

All Themes

National Accounts

Annual National Accounts

Main Aggregates

1. Gross domestic product (GDP)

1. Gross domestic product (GDP)

GDP per head, US \$, constant prices, constant PPPs, reference year 2005

GDP per head, US \$, current prices, current PPPs

GDP, US \$, constant prices, constant PPPs, reference year 2005, millions

GDP, US \$, current prices, current PPPs, millions

GDP, volume – annual growth rates in percentage

Annual National Accounts, SNA93

Main Aggregates, SNA93

1. Gross domestic product (GDP), SNA93

Productivity

Productivity Archives

Breakdown of Gross Domestic Product per capita in its components

Regions and Cities

Large Regions (TL2)

Regional accounts

Regional Gross Domestic Product (GDP)

Small Regions (TL3)

Regional accounts TL3

1. Regional Gross Domestic Product (GDP)

1. Gross domestic product (GDP)

My Queries

Customise

Export

Selection...

Layout

Table options

Country: Australia

Measure: C: Current prices

Unit: Australian Dollar, millions

Year: 2008, 2009, 2010, 2011, 2012, 2013

Transaction

B1_GA: Gross domestic product (output approach)

B1_GA: Gross domestic product (output approach)

B1G_P119: Gross value added at basic prices, excluding FISIM

B1G_P119: Gross value added at basic prices, excluding FISIM

B1G: Gross value added at basic prices, total activity

B1GA_B: Agriculture, hunting and forestry; fishing (ISIC rev3)

B1GC_E: Industry, including energy (ISIC rev3)

B1GC_E: Industry, including energy (ISIC rev3)

B1GF: Construction (ISIC rev3)

B1GG_J: Wholesale and retail trade, repairs; hotels & rest.; transport (ISIC rev3)

B1GJ_K: Fin. intermediation; real estate, renting & business activities (ISIC rev3)

B1GL_P: Other service activities (ISIC rev3)

B1GVA: Agriculture

	2008	2009	2010	2011	2012	2013
B1_GA: Gross domestic product (output approach)	1 258 074.0	1 295 727.0	1 407 865.0	1 488 028.0	1 520 944.0	1 583 557.0
B1_GA: Gross domestic product (output approach)	1 174 776.0	1 205 392.0	1 313 733.0	1 394 048.0	1 423 473.0	1 481 508.0
B1G_P119: Gross value added at basic prices, excluding FISIM	1 174 776.0	1 205 392.0	1 313 733.0	1 394 048.0	1 423 473.0	1 481 508.0
B1G: Gross value added at basic prices, total activity	27 721.0	27 358.0
B1GA_B: Agriculture, hunting and forestry; fishing (ISIC rev3)	249 151.0	237 225.0
B1GC_E: Industry, including energy (ISIC rev3)	109 403.0	111 654.0
B1GC_E: Industry, including energy (ISIC rev3)	90 087.0	94 237.0
B1GG_J: Wholesale and retail trade, repairs; hotels & rest.; transport (ISIC rev3)	234 017.0	239 870.0
B1GJ_K: Fin. intermediation; real estate, renting & business activities (ISIC rev3)	357 377.0	377 262.0
B1GL_P: Other service activities (ISIC rev3)	213 548.0	221 829.0
B1GVA: Agriculture	28 928.0	28 581.0	32 265.0	33 720.0	34 868.0	37 256.0

Data extracted on 23 Mar 2015 05:58 UTC (GMT) from OECD.Stat



Customise layout

自定义布局

Customise layout

Page

Measure ^ v Transaction ^ v

Row

Country ^ v

Column

Year ^ v

<

>

Customise table options

Customise selection

View Data



Customised table

自定义表格

Data by theme Popular queries

gross domestic product >> Reset

All Themes

- National Accounts
 - Annual National Accounts
 - Main Aggregates
 - 1. Gross domestic product (GDP)
 - 1. Gross domestic product (GDP)
 - GDP per head, US \$, constant prices, constant PPPs, reference year 2005
 - GDP per head, US \$, current prices, current PPPs
 - GDP, US \$, constant prices, constant PPPs, reference year 2005, millions
 - GDP, US \$, current prices, current PPPs, millions
 - GDP, volume – annual growth rates in percentage
- Annual National Accounts, SNA93
 - Main Aggregates, SNA93
 - 1. Gross domestic product (GDP), SNA93
- Productivity
 - Productivity Archives
 - Breakdown of Gross Domestic Product per capita in its components
- Regions and Cities
 - Large Regions (TL2)
 - Regional accounts
 - Regional Gross Domestic Product (GDP)
 - Small Regions (TL3)

1. Gross domestic product (GDP) ⓘ

Customise Export Draw chart My Queries

→ Measure		C: Current prices						
→ Transaction		B1_GE: Gross domestic product (expenditure approach)						
→ Year		2008	2009	2010	2011	2012	2013	2014
		▲ ▼	▲ ▼	▲ ▼	▲ ▼	▲ ▼	▲ ▼	▲ ▼
→ Country	Unit							
Australia ⓘ	Australian Dollar, millions ⓘ	1 258 074.0	1 295 727.0	1 407 865.0	1 488 028.0	1 520 944.0	1 583 557.0	...
Austria ⓘ	Euro, millions ⓘ	291 930.4	286 188.4	294 207.9	308 675.0	317 213.1	322 594.6	328 996.3
Belgium ⓘ	Euro, millions ⓘ	355 066.0	349 703.0	365 747.0	379 991.0	388 254.0	395 262.0	402 270.0
Canada ⓘ	Canadian Dollar, millions ⓘ	1 645 974.0	1 567 007.0	1 662 757.0	1 770 014.0	1 831 228.0	1 893 759.0	1 976 228.0
Chile ⓘ	Chilean Peso, millions ⓘ	93 847 932.0	96 443 761.0	111 007 885.7	121 402 822.0	129 600 790.8	137 212 063.7	...
Czech Republic ⓘ	Czech Koruna, millions ⓘ	4 015 346.0	3 921 827.0	3 953 651.0	4 022 410.0	4 047 675.0	4 086 260.0	4 266 406.0
Denmark ⓘ	Danish Krone, millions ⓘ	1 797 547.0	1 714 214.0	1 798 649.0	1 833 404.0	1 866 779.0	1 886 393.0	1 915 418.0
Estonia ⓘ	Euro, millions ⓘ	16 511.0	14 138.2	14 709.1	16 403.8	17 636.7	18 738.8	19 526.2
Finland ⓘ	Euro, millions ⓘ	193 711.0	181 029.0	187 100.0	196 869.0	199 793.0	201 995.0	204 015.0
France ⓘ	Euro, millions ⓘ	1 995 850.0	1 939 017.0	1 998 481.0	2 059 284.0	2 091 059.0	2 113 687.0	2 142 022.0
Germany ⓘ	Euro, millions ⓘ	2 558 020.0	2 456 660.0	2 576 220.0	2 699 100.0	2 749 900.0	2 809 480.0	2 903 790.0
Greece ⓘ	Euro, millions ⓘ	242 096.1	237 431.0	226 210.3	207 752.4	194 203.7	182 438.3	179 080.6
Hungary ⓘ	Forint, millions ⓘ	26 949 316.0	26 174 886.0	26 946 030.0	28 035 033.0	28 548 800.0	29 846 259.0	31 890 602.0
Iceland ⓘ	Iceland Krona, millions ⓘ	1 547 817.0	1 585 520.0	1 621 053.0	1 700 558.0	1 774 001.0	1 873 013.0	...
Ireland ⓘ	Euro, millions ⓘ	186 870.2	168 114.0	164 931.2	171 042.3	172 754.7	174 791.3	...
Israel ⓘ	New Israeli Sheqel ⓘ	767 546.7	811 935.9	870 842.7	924 618.4	991 761.7	1 049 107.5	...



Customise table option

自定义表格选项

Customise table options

Decimals

Number of decimal places

Scaling

Multiply the values in the table by

Dimension Member Labels

	Use codes	Use full descriptions	Show Hierarchy
All Dimensions	<input type="checkbox"/>	<input checked="" type="checkbox"/>	<input type="checkbox"/>
Country	<input type="checkbox"/>	<input checked="" type="checkbox"/>	<input type="checkbox"/>
Transaction	<input checked="" type="checkbox"/>	<input checked="" type="checkbox"/>	<input type="checkbox"/>
Measure	<input checked="" type="checkbox"/>	<input checked="" type="checkbox"/>	<input type="checkbox"/>
Year	<input type="checkbox"/>	<input checked="" type="checkbox"/>	<input type="checkbox"/>

Empty rows and columns

☒ Hide empty rows ☐ Hide empty columns

☒ Fully Fill Page

Hierarchies

☐ Hide row hierarchies ☐ Hide column hierarchies

Other Options

☒ Show empty axes ☐ Show data bars

☐ Show Timestamp ☒ Freeze Panes

Customise layout Customise selection **View Data**



Customised table option – country code

自定义表格选项-国家代码

1. Gross domestic product (GDP) ⁱ

Customise ▾ Export ▾ Draw chart ▾ My Queries ▾								
→ Measure		C: Current prices ▾						
→ Transaction		B1_GE: Gross domestic product (expenditure approach) ▾						
→ Year		2008	2009	2010	2011	2012	2013	2014
		▲ ▾	▲ ▾	▲ ▾	▲ ▾	▲ ▾	▲ ▾	▲ ▾
→ Country	Unit							
AUS ⁱ	Australian Dollar, millions	ⁱ 1 258 074.0	1 295 727.0	1 407 865.0	1 488 028.0	1 520 944.0	1 583 557.0	..
AUT ⁱ	Euro, millions	ⁱ 291 930.4	286 188.4	294 207.9	308 675.0	317 213.1	322 594.6	328 996.3
BEL ⁱ	Euro, millions	ⁱ 355 066.0	349 703.0	365 747.0	379 991.0	388 254.0	395 262.0	402 270.0
CAN ⁱ	Canadian Dollar, millions	ⁱ 1 645 974.0	1 567 007.0	1 662 757.0	1 770 014.0	1 831 228.0	1 893 759.0	1 976 228.0
CHL ⁱ	Chilean Peso, millions	ⁱ 93 847 932.0	96 443 761.0	111 007 885.7	121 402 822.0	129 600 790.8	137 212 063.7	..
CZE ⁱ	Czech Koruna, millions	ⁱ 4 015 346.0	3 921 827.0	3 953 651.0	4 022 410.0	4 047 675.0	4 086 260.0	4 266 406.0
DNK ⁱ	Danish Krone, millions	ⁱ 1 797 547.0	1 714 214.0	1 798 649.0	1 833 404.0	1 866 779.0	1 886 393.0	1 915 418.0
EST ⁱ	Euro, millions	ⁱ 16 511.0	14 138.2	14 709.1	16 403.8	17 636.7	18 738.8	19 526.2
FIN ⁱ	Euro, millions	ⁱ 193 711.0	181 029.0	187 100.0	196 869.0	199 793.0	201 995.0	204 015.0
FRA ⁱ	Euro, millions	ⁱ 1 995 850.0	1 939 017.0	1 998 481.0	2 059 284.0	2 091 059.0	2 113 687.0	2 142 022.0
DEU ⁱ	Euro, millions	ⁱ 2 558 020.0	2 456 660.0	2 576 220.0	2 699 100.0	2 749 900.0	2 809 480.0	2 903 790.0
GRC ⁱ	Euro, millions	ⁱ 242 096.1	237 431.0	226 210.3	207 752.4	194 203.7	182 438.3	179 080.6
HUN ⁱ	Forint, millions	ⁱ 26 949 316.0	26 174 886.0	26 946 030.0	28 035 033.0	28 548 800.0	29 846 259.0	31 890 602.0
ISL ⁱ	Iceland Krona, millions	ⁱ 1 547 817.0	1 585 520.0	1 621 053.0	1 700 558.0	1 774 001.0	1 873 013.0	..
IRL ⁱ	Euro, millions	ⁱ 186 870.2	168 114.0	164 931.2	171 042.3	172 754.7	174 791.3	..
ISR ⁱ	New Israeli Sheqel, millions	ⁱ 767 546.7	811 935.9	870 842.7	924 618.4	991 761.7	1 049 107.5	..
ITA ⁱ	Euro, millions	ⁱ 1 632 933.4	1 573 655.1	1 605 694.4	1 638 857.3	1 615 131.2	1 609 462.2	1 616 047.6
JPN ⁱ	Yen, millions	ⁱ 501 209 300.0	471 138 700.0	482 384 400.0	471 310 800.0	475 110 400.0	480 128 000.0	..
KOR ⁱ	Won, millions	ⁱ 1 104 492 200.0	1 151 707 800.0	1 265 308 000.0	1 332 681 000.0	1 377 456 700.0	1 428 294 600.0	..
LUX ⁱ	Euro, millions	ⁱ 37 522.5	36 093.9	39 370.8	42 410.4	43 812.0	45 288.1	..
MEX ⁱ	Mexican Peso, millions	ⁱ 12 256 864.0	12 072 542.0	13 266 858.0	14 508 784.0	15 561 472.0	16 040 181.0	..



Export table 导出表格

OECD Education Statistics

eISSN: 2074-4102 DOI: [10.1787/edu-data-en](https://doi.org/10.1787/edu-data-en)

Select data

Education Database

- Education Personnel
- Expenditure by funding source and transaction type
- Expenditure by nature and resource category
- Foreign / international students enrolled
- Graduates by age
- Graduates by field of education
- New entrants by sex and age
- Students aligned to finance and personnel data
- Students enrolled by age
- Students enrolled by type of institution
- Total population by sex and age

PISA: Programme for International Student Assessment

>> More statistics on [OECD iLibrary](#)

Key Tables

- Tertiary education graduation rates
- Tertiary education entry rates
- Tertiary level educational attainment for age group 25-64
- Relative earnings for age group 25-64 with tertiary education: males
- Relative earnings for age group 25-64 with

Education Database

Expenditure by nature and resource category

Customise Export Draw chart My queries Cite this database

Excel

Text file (CSV)

PC-axis

SDMX (XML)

Related files

	1998	1999	2000	2001	2002	2003	2004	2005
900000: All educational programmes								
900: Expenditures of or for public and private institutions								
90000: All current and capital expenditure categories								
Country: United States								
Year	1998	1999	2000	2001	2002	2003	2004	2005
Level of education								
1: Pre-primary education	34 551	35 326	37 272	45 719	45 606	43 360	45 722	48 300
10: Primary education	149 329	163 460	173 978	186 793	199 247	205 111	214 590	224 600
20: Lower secondary	172 803	182 587	198 737	102 859	108 872	118 034	123 522	129 800
30: Upper secondary education	(x) 0	(x) 0	(x) 0	96 241	101 796	109 871	115 464	121 900
905160: Tertiary-type A and advanced research programmes	(x) 0	(x) 0	(x) 0	(x) 0	(x) 0	(x) 0	(x) 0	(x) 0



Export Excel

导出Excel

Export

Excel

Text file (CSV)

PC-Axis

SDMX

Related Files

Generate Microsoft Excel (XLS) file to export.

- File size up to 100 000 data points
- Preserves current table layout

☐ Include extra columns for flags

Export to XLS file



Downloaded excel file

下载Excel文件

A1		=DotStatQuery(B1)					
	A	B	C	D	E	F	G
	Dataset: Expenditure by funding source and transaction type						
2							
3	Programme orientation	900000: All educational programmes					
4	Funding source	9000: All sources (combined public, private, and international)					
5	Type of transactions	9000: All types of transactions					
6	Country	United States					
7	Year	1998	1999	2000	2001	2002	2003
8	Level of education						
9	1: Pre-primary education	35393.14	36196.387	38232.596	53883.453	50292.123	4454
10	10: Primary education	150203.68	164364.4	174976.18	198132.83	207129.3	21046
11	20: Lower secondary education	173600.53	183410.95	199647.46	107113.52	113225.41	12111
12	30: Upper secondary education	0	0	0	100213.39	105869.35	12173
13	905160: Tertiary-type A and advanced research programmes	0	0	0	0	0	
14	data extracted on 19 Oct 2012 06:32 UTC (GMT) from OECD iLibrary						
15	Legend:						
16	x:	Included elsewhere					

OECD.Stat Metadata Viewer - Windows Internet Ex...

http://stats.oecd.org

File Edit View Favorites Tools Help

Links Kappa Share point OECD iLibrary

OECD.Stat Metadata Vie...

Expenditure by funding source and transaction type

<< OECD.Stat

Database Specific

Data source(s) used

UNESCO-OECD-Eurostat (UOE) data collection on education statistics, compiled on the basis of national administrative sources, reported by Ministries of Education or National Statistical Offices.

Unit of measure used

Million of national currency

Variables collected

Distribution of education expenditure by country, year, level of education, funding sources and type of transaction.

Periodicity

Yearly

Reference period

Financial year

Date last updated

12-Sep-2006

Contact person

Eric CHARBONNIER (eric.charbonnier@oecd.org) Administrator:
Michael DAVIDSON (michael.davidson@oecd.org)

Key statistical concept

All entities that provide funds for education, either initially or as final payers, are classified as either governmental (public) sources or non-governmental (private) sources, the sole exception being "international agencies and other foreign sources", which are treated as a separate category. The educational expenditure of central,

Done Local intranet 100%